

# BLACK ICE SOFTWARE, INC.




July 2005

Volume 10, Issue 7

## Inside this issue:

|   |   |
|---|---|
| Explosive New Printer Driver Feature - Ignore Application Devmode | 1 |
| Royalty Free PDF Read and Write Toolkit Blasts onto the market    | 1 |
| How to generate the right file names for your project             | 3 |



*Happy Fourth of July*

## Explosive New Printer Driver Feature - Ignore Application Devmode

Some printing applications, most noticeably Microsoft Office products, will store printer settings in the document itself and will ignore the current printer settings in favor of the stored settings. Newly released version 9.40 of the Black Ice printer drivers includes a new feature which will forever eliminate this issue, the new Ignore Application Devmode feature.

Using the Ignore Application Devmode will instruct the Black Ice printer driver to ignore

the Black Ice specific setting received from the printing application such as image file format, output directory, start application parameter, etc. No longer do developers have to worry about printing applications overriding or ignoring their specific Black Ice printer driver settings.

The non Black Ice specific settings such as paper size, DPI and orientation will be applied as passed from the application in order to allow the printing application

to correctly format the document for printing.

### How to enable Ignore Application Devmode

Enter the following into the printer driver's INI file:

[Default Settings]

Ignore Application Devmode=1

If the value is 0 or missing, the driver will use the devmode provided by the printing applica-

*(Continued on page 2)*

The BLACK ICE NEWSLETTER is published by Black Ice Software, Inc. The contents of this newsletter in its entirety are Copyright © 2005 by Black Ice Software, Inc. 292 Route 101, Salzborg Square, Amherst, NH 03031, USA. Black Ice Software, Inc. does hereby give permission to reproduce material contained in this newsletter, provided credit is given to the source, and a copy of the publication that the material appears in is sent to Black Ice Software at the above address.

Phone: (603) 673-1019

Fax: (603) 672-4112

sales@blackice.com

www.blackice.com



## Royalty Free PDF Read and Write Toolkit Blasts onto the market

The Black Ice PDF Plug-In has been re-released! The PDF Plug-in allows developers to add royalty free PDF reading and writing to their application.

The PDF Plug-in enables the conversion from different image formats to

the popular PDF (Adobe Portable Document Format) file format. Using the PDF Plug-in, any color or black & white image supported by the Black Ice imaging toolkits can be converted into PDF format.

The PDF Plug-in pro-

vides easy to use, high level functions, which can be integrated into any new or existing application. Since it includes both a DLL and an OCX, PDF read and write capabilities can be accessed with a variety

*(Continued on page 2)*

*(PDF Plug-in, Continued from page 1)*

of programming languages, including C/C++, VB, Delphi, C#, VB .NET and more.

The PDF Plug-in toolkit includes several sample applications with full source code. These sample applications demonstrate how to create and display PDF files and can be used as a starting point for most applications.

### PDF Write/Generation

The PDF Plug-in enables the conversion of any image formats sup-

ported by the Image SDK/ActiveX into the popular PDF (Adobe Portable Document Format) file format. Using the PDF Plug-in toolkit, any color or monochrome image supported by the Black Ice Image SDK/ActiveX can be converted into PDF format. Generated PDF files can be compressed using a variety of available compression methods, and can be single or multi-page.

### PDF Read/Display

Application developers can create and display PDF files within their own applications using the PDF

Plug-in without having to rely on any Adobe products. The PDF Plug-in can display and decode PDF files such as those created with the PDF Plug-in toolkit or any of the Black Ice Printer Drivers. Developers can recall specific pages from a multi page PDF file for display.

The PDF Plug-in is available as an add on to the Black Ice Image SDK/ActiveX. Fully functional evaluation copies of the PDF Plug-in and the Image SDK/ActiveX can be downloaded from the Black Ice website

*(Printers, Continued from page 1)*

tion. If the value is set to 1, the settings provided by the printing application will be ignored, and the printing user's settings will be used.

The computer must be restarted in order to use the new value if this setting has been changed.

### When is this helpful?

One issue that many printing users have struggled with has been overriding printer settings stored within a document. This issue is most commonly faced when using applications such as Microsoft Word or Excel. The Black Ice printer drivers are often used in third party application which either expect or require a specific

DPI, such as faxing or document imaging applications.

When an application stores printer settings within a document, the DPI settings stored are taken from the default printer at the time that the document was created. In most cases, the stored DPI settings will not be the setting required by the target application.


The Black Ice printer drivers include a feature which will force the final output file to have a specific DPI setting, regardless of what the printing application uses for a DPI value. This way, if the application prints at 600 DPI, the Black Ice printer can scale the resulting image to the value specified with the Force DPI option.

However, if the Force DPI option is not set, or

not stored in the devmode saved in the printed document, developers were at the mercy of the printing application. Until now...

With the addition of the new Ignore Application Devmode feature, developers can set the Black Ice printer driver to ignore the Black Ice settings stored in the document and use a set of specifically defined values provided by the developers. This way, developers can override the stored values and can ensure the Force DPI option will be used along with the DPI value required by their application.

**ePrintAnywhere**  
featuring Terminal  
Server Print Tunneling  
is coming soon! Visit  
[ePrintAnywhere.com](http://ePrintAnywhere.com) for  
details



## Printer Driver Tips and Tricks– How to generate the right file names for your project

The Black Ice printer drivers provide developers with complete control over the names of the file generated when printing. Seven different filename generation methods are available, each of which can be grouped into the following categories:

1. Prefix and extension
2. Exact filename
3. Use document name

**1. Prefix and extension:** the output filename will be generated from random characters. The first three characters of the file name will be the characters specified in the 'Filename Prefix' edit box followed by random numbers. The file extension will either be the default format extension or can be a custom extension.

**Benefits** – The filename will be random and unique for each print job. This method is best used when the developer wants to ensure that files are not overwritten

**A. Use this prefix and extension:** prefix and extension will be taken from the printer driver devmode and can be set through either the BlackIceDEVMODE controls or via the user interface

**B. Prefix and extension from the registry:** The file name prefix and the extension will be read from the specified registry key. The registry path must be under the HKEY\_LOCAL\_MACHINE root key. Use the "File Name Prefix" value name for the file prefix and the "File Name extension" value name for the extension.

**C. Prefix and extension from the INI file:** In this case the filename and the prefix will be read from the specified INI file. The

driver will search in the INI file for a section with the printer name. Use the "File Name Prefix" entry for the file prefix and the "File Name extension" entry for the extension, for example: [Black Ice Color Printer] File name prefix=ABC File name extension=TIFF

**2. Exact filename:** The printed file will be generated with a specific name and extension

**Benefits** – The name of the file to be generated can be explicitly controlled by the developer or printing user. Additionally, using an "Exact Filename" option in conjunction with the "Keep existing files" checkbox allows multiple print jobs (documents) to be merged together. When the "Keep existing files" option is turned on, the printer driver will append the new pages to the existing file, instead of overwriting the file. The file format used must be a multi page format such as TIFF, PCX or PDF.

**A. Exact filename:** The filename will be read from the 'Enter the filename' edit box, and can be set through either the BlackIceDEVMODE controls or via the user interface.

**B. Exact filename from the registry:** The filename will be read from the specified registry key. The registry path must be under the HKEY\_LOCAL\_MACHINE root key. The value name containing the filename must be "File Name". The file name can be specified with or without the


path.

**C. Exact filename from the INI file:** In this case the filename will be read from the INI file specified. The driver will search the INI file for a section with the printer's name. Use the "File Name" key for the Filename. The file name can be specified with the path or without, for example: [Black Ice Color Printer]

File name =C:\Output\page.tiff

**Use the document name:** The driver will use the document name supplied by the printing application exactly as it is passed to the printer driver.

Each of the file name generation methods can be used to programmatically control the generated file name in one form or another. Depending on the environment and scope of usage for the Black Ice printer driver, it may be more suitable to write to the registry as opposed to an INI file, or just write to the devmode directly. By including seven file name generation methods, Black Ice allows developers/users to choose the method which best meets their particular needs.





**Inside**

**Explosive additions to the Black Ice Printer Drivers.  
PDF Plug-in re-released, More Inside...**

**Time to upgrade?**



**Latest Version Numbers**

**Printer Drivers**

**Fax, Voice and Image Toolkits**

| Product   | Version | Date    |
|---|---------|---------|
| Printer Drivers for ME/98/95<br>Monochrome, Color, Metafile and PDF   | 5.71    | 3/10/05 |
| Printer Drivers for XP/2000/NT<br>Color, ColorPlus, Metafile, Mono-<br>chrome and PDF                             | 9.40    | 7/01/05 |
| Printer Drivers for 2003, Citrix and Ter-<br>minal Servers<br>Color, ColorPlus, Metafile, Mono-<br>chrome and PDF | 9.40    | 7/01/05 |

| Product                          | Version | Date    |
|----------------------------------|---------|---------|
| Fax C++/ActiveX                  | 11.20   | 4/20/05 |
| Voice C++/ActiveX                | 11.20   | 4/20/05 |
| Document Imaging SDK/ActiveX     | 10.43   | 6/07/05 |
| PDF Plug-in                      | 10.43   | 6/07/05 |
| Annotation SDK/ActiveX           | 10.43   | 6/07/05 |
| Image SDK/ActiveX                | 10.43   | 6/07/05 |
| Tiff SDK/ActiveX                 | 10.43   | 6/07/05 |
| Cover Page Generator SDK/ActiveX | 10.43   | 6/07/05 |
| Barcode SDK/ActiveX              | 4.20    | 4/01/05 |

**Free Software**

|                                    |      |         |
|------------------------------------|------|---------|
| Impact ColorFax Lite               | 6.00 | 7/22/04 |
| Tiff Viewer Plug-in - Free Version | 6.00 | 7/22/04 |
| ModemWeasel                        | 2.00 | 8/01/02 |

**Impact Products**

**Internet Tools**

|                                |      |         |
|--------------------------------|------|---------|
| Print2Email                    | 4.00 | 2/14/05 |
| Tiff Viewer Plug-in - Complete | 6.10 | 7/22/04 |
| Print Monitoring Server        | 3.00 | 9/16/04 |

| Product                | Version | Date     |
|------------------------|---------|----------|
| Impact Fax Server      | 6.10    | 5/28/05  |
| Impact Fax on Demand   | 4.06    | 12/01/00 |
| Impact Fax Broadcast   | 4.30    | 12/13/04 |
| Impact ColorFax        | 6.00    | 7/22/04  |
| Drag and Drop Printing | 2.00    | 12/24/02 |